

BUILDING PERIMETER WALK PLAN

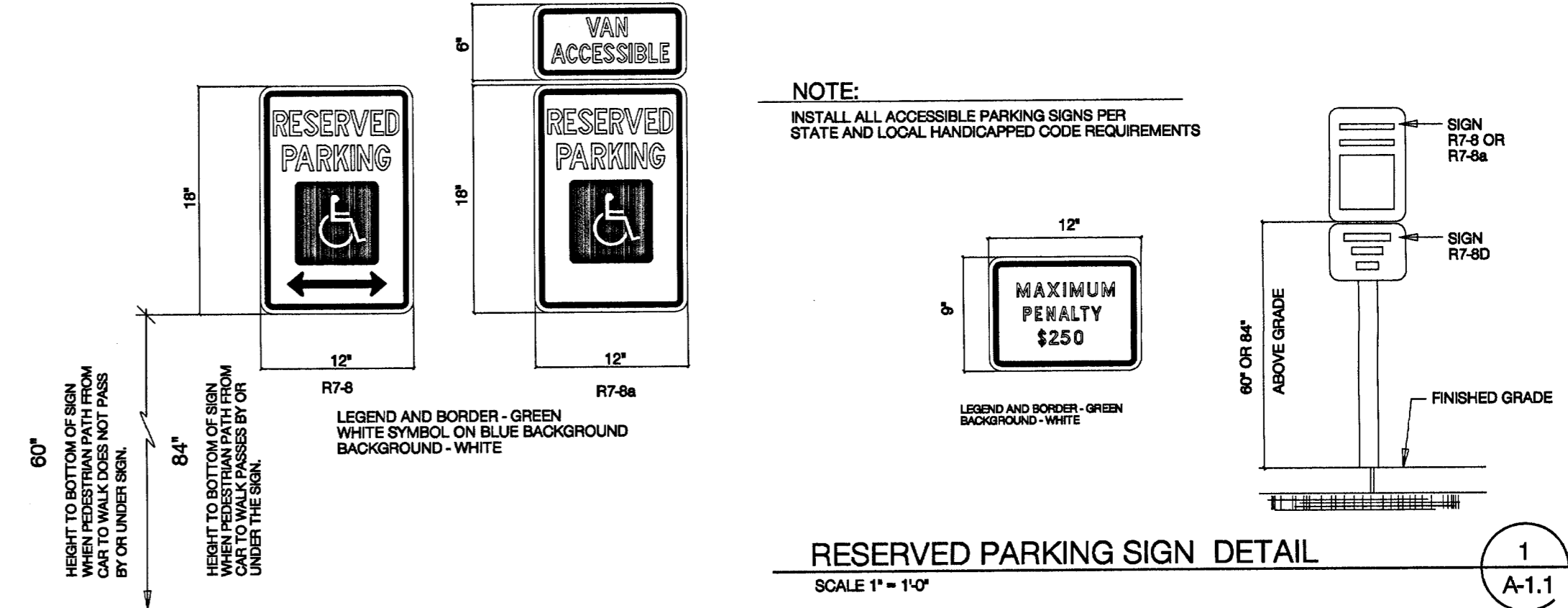
SCALE 1" = 10'-0"

NOTE:

G.C. SHALL PROVIDE 2" PVC SLEEVES FOR ALL IRRIGATION LINES TO CROSS UNDER ALL PAVEMENT & CONCRETE AREAS - COORDINATE LOCATIONS WITH THE IRRIGATION PLAN DEVELOPED BY THE G.C.'S IRRIGATION SUBCONTRACTOR - SLEEVE ALL PAVEMENT / CONCRETE LOCATIONS PRIOR TO INSTALLING STONE AND FLAG ALL ENDS - PROVIDE AS BUILT DRAWINGS OF ALL IRRIGATION SYSTEM LOCATIONS.

NOTE:


G.C. SHALL PROVIDE 2" PVC CONDUITS FOR CROSSING PAVEMENT / CONCRETE FOR ALL PARKING LOT LIGHTS - COORDINATE WITH LOCAL UTILITY FOR EXACT LOCATIONS.



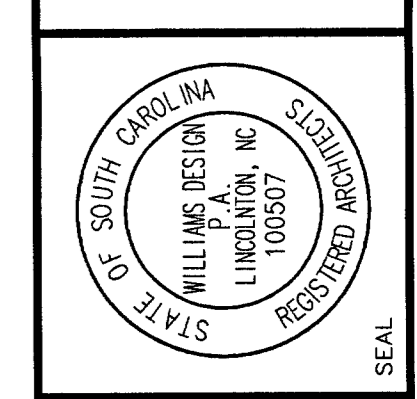

RESERVED PARKING SIGN DETAIL
SCALE 1" = 1'-0"

DATE: 09/16/2013
 COMM. NO.: 130228
 DRAWN BY: STONE
 CHECKED BY: WILLIAMS

NOTES:
 THESE DRAWINGS ARE PROTECTED UNDER FEDERAL COPYRIGHT LAWS. NO PART OF THESE DRAWINGS IS TO BE REPRODUCED WITHOUT WRITTEN PERMISSION OF THE ARCHITECT.



WILLIAMS DESIGN, P.A.
 ARCHITECTS • PLANNERS
 P.O. DRAWER 1459
 128 E. STANFORD LINDOLTON, N.C. 28092



A NEW FACILITY FOR:
GOODWILL INDUSTRIES
 HARTSVILLE, S. C.

BUILDING PERIMETER WALK PLAN
 SHEET NO. **A-1.1**
 130228WALK

CVR10 11/07/06 STONE 1" = 10'-0"