

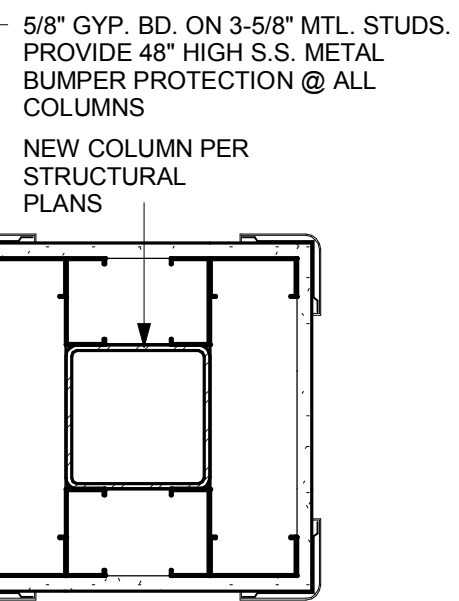
GENERAL NOTES

1. THESE DRAWINGS ARE PART OF A COMPLETE SET OF DOCUMENTS WHICH PERTAIN TO THIS SPECIFIC PROJECT. DEVIATION FROM DESIGN INTENT AND MATERIALS REPRESENTED IN THESE DOCUMENTS IS PROHIBITED UNLESS SPECIFIC WRITTEN CONSENT IS GRANTED BY THE ARCHITECT OF RECORD.
2. JAMB OF DOOR (HINGE SIDE) TO BE 4" FROM ADJACENT PERPENDICULAR WALL U.O.N.
3. GENERAL CONTRACTOR SHALL VERIFY EXISTING CONDITIONS IN FIELD.
4. DIMENSIONS ARE SHOWN AS NOMINAL FROM FACE OF CONCRETE OR MASONRY TO FACE OF STUD, OR CENTER LINE OF COLUMNS. CONTRACTOR SHALL VERIFY EXACT CLEARANCES FOR CABINETRY, DOOR AND EQUIPMENT WHEN LAYING OUT INTERIOR WALLS.
5. PROVIDE AS BC FIRE EXTINGUISHERS AT LOCATIONS TO BE DETERMINED AS TENANT SPACES ARE COMPLETED - COORDINATE WITH LOCAL FIRE DEPT.
6. ALL INTERIOR WALLS ARE NOMINALLY 5" UNLESS OTHERWISE DIMENSIONED.
7. WOOD IN CONTACT WITH MASONRY OR CONCRETE SHALL BE PRESSURE TREATED.

TO THE BEST OF OUR KNOWLEDGE, THE ARCHITECTURAL PLANS AND SPECIFICATIONS COMPLY WITH THE MINIMUM APPLICABLE BUILDING CODES.

PLAN LEGEND

- NEW MASONRY WALL W/ INFILL INSULATION
- NEW PARTITION WALL
- NEW RATED PARTITION WALL
- NEW SWING DOOR



L15 TYPICAL COLUMN BOX OUT
A101, A101 1/2" = 1'-0"

THE DESIGN PROFESSIONAL WAIVES ANY AND ALL RESPONSIBILITY AND LIABILITY FOR PROBLEMS WHICH ARISE FROM FAILURE TO FOLLOW THESE PLANS SPECIFICATIONS AND THE DESIGNER'S BEST INTERESTS. CONTRACTOR SHALL VERIFY EXACT CLEARANCES FOR CABINETRY, DOOR AND EQUIPMENT WHEN LAYING OUT INTERIOR WALLS. PROVIDE AS BC FIRE EXTINGUISHERS AT LOCATIONS TO BE DETERMINED AS TENANT SPACES ARE COMPLETED - COORDINATE WITH LOCAL FIRE DEPT. ALL INTERIOR WALLS ARE NOMINALLY 5" UNLESS OTHERWISE DIMENSIONED. WOOD IN CONTACT WITH MASONRY OR CONCRETE SHALL BE PRESSURE TREATED. TO THE BEST OF OUR KNOWLEDGE, THE ARCHITECTURAL PLANS AND SPECIFICATIONS COMPLY WITH THE MINIMUM APPLICABLE BUILDING CODES.

43 BARKLEY CIRCLE SUITE #202
FORT MYERS, FL 33907
P: 239 275 0225 F: 239 275 7123



A NEW RETAIL & DONATION CENTER FOR:
GOODWILL INDUSTRIES
SAGE AVE.
NAPLES, FLORIDA

ISSUE HISTORY

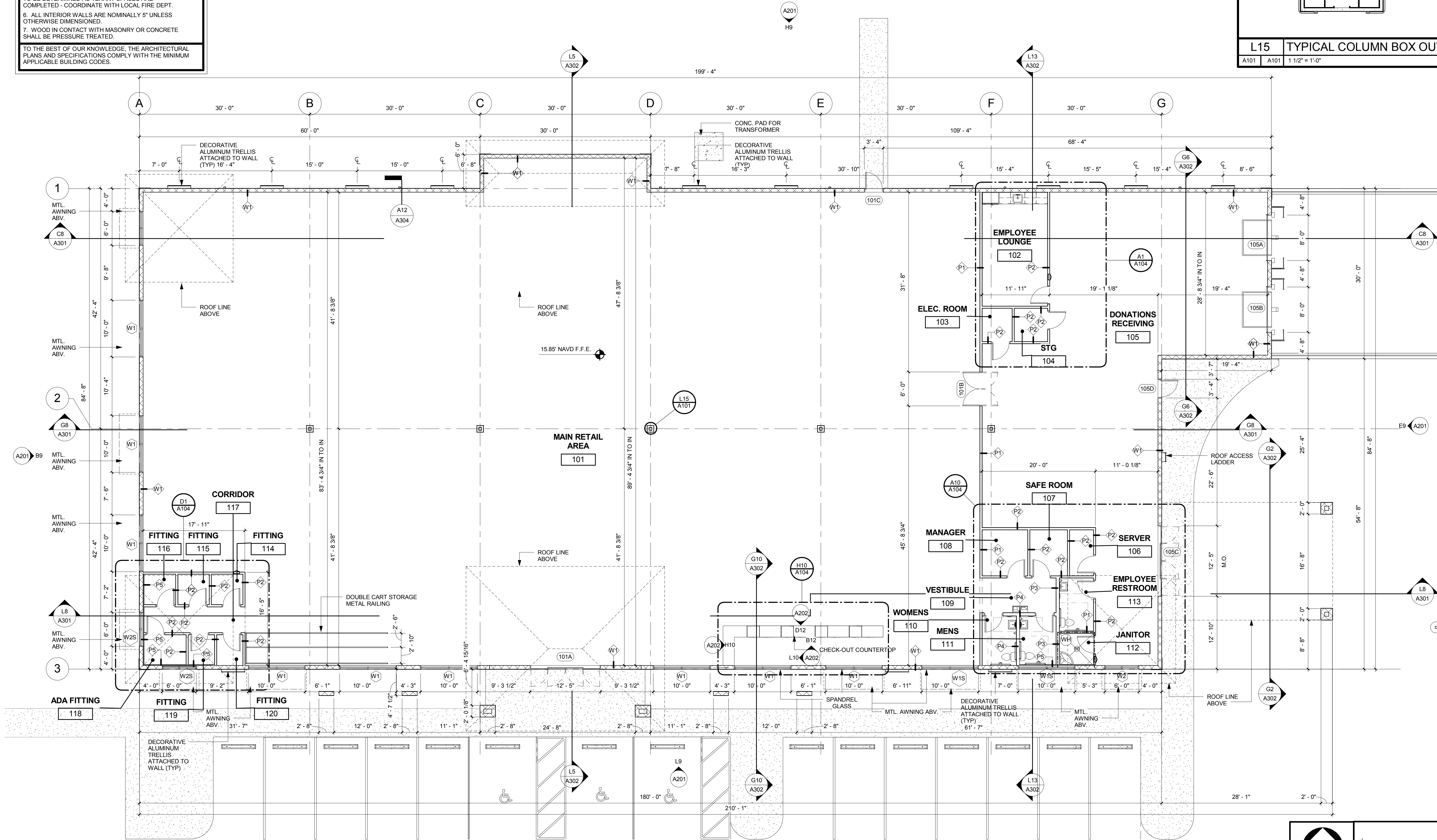
DATE	PURPOSE	STATUS
2-5-16	PURPOSE: SDP REVIEW	●
	PURPOSE: DATE:	○
	PURPOSE: DATE:	○
	PURPOSE: DATE:	○
	PURPOSE: DATE:	○
	PURPOSE: DATE:	○
	PURPOSE: DATE:	○
	PURPOSE: DATE:	○
	PURPOSE: DATE:	○
	PURPOSE: DATE:	○
	PURPOSE: DATE:	○
	PURPOSE: DATE:	○

REVISIONS

NO.	DATE	DESCRIPTION

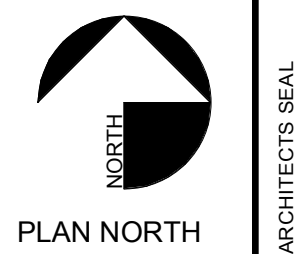
JOB NO. 15032

PAGE NUMBER **A101**



A1 OVERALL FLOOR PLAN

SCALE 1/8" = 1'-0"



ARCHITECTS SEAL

PLOT SCALE